




Treaty House Waitangi

post colonial – covered verandahs, steep pitched slate roofs and weatherboard clad, central hallway very early square villa layout

Precolonial whareniui – Waitangi

key design features visible - the pou (front post), heke (decorated rafters) taahuhu (ridge), tekoteko (carved figure at top of whare), matapihi (window), tatau (doorway)





Stone Store Kerikeri –post colonial- has copied design features from English Georgian
– dormer windows, symmetrical repeating windows one above the other on both
storeys, use of stone, and quoined corners, slate steep roof, chimney, no eaves
overhang as such, roman archways.




Pompallier House Russell- post colonial – has copied some of the english georgian houses (2 storey repeating windows one over top of the other each storey), steep pitched slate roof with dormer windows, shaded verandah at 2/4 sides of upper level, plastered(stucco clad)



Selwyn churches –post colonial auckland et al – very steep pitched (60deg) slate roofs, bell tower, lytch gate entry, battens crossed over weatherbd cladding , usually black and white externally, small tall windows. Floorplan is in shape of a cross.



1847/87 -1911 's post colonial in auckland – used classical order refs on the symonds st/alten road church(1847/87) doric cols, greek temple 15deg pitch roof, entablature etc, bell tower added 1887. Church on symonds st 1911, in line with romanesque/gothic english churches, rose window, gothic arches , steep pitch roof buttresses etc




Government Buildings Wellington – post colonial – trying to copy english public stone buildings of the time- using kauri weatherboards and corner soakers to look like stone, georgian /victorian references to double sash windows, with copycat stone arch lintels, repeating windows on every storey one above the other, low pitch (15deg) slate roofs with corbels under soffits etc.



Customhouse Building Auckland downtown Baroque 1880's post colonial –
ornately decorative cladding details, referencing roman columns(corinthian)
roman arches, italiannate towers, (oamaru) stone clad.



St Matthews Cathedral Akl- gothic – 1911 tall perpendicular slender structural members, rose windows and stained glass windows throughout, steep pitch slate tile roof, stone clad, gothic arches, turrets /mini spires, vaulting ceiling.



Rotorua bath houses 1904 – post colonial English Tudor – steep pitched tiled roofs, dormer window, external contrasting wooden battens, small tall panelled windows, bell tower, covered verandahs

