

Between baffles
(rig from genie)
Check with Jo & Rach

FOH Truss as high as poss (approx 6.6m)

Between baffles
(rig from genie)
Check with Jo & Rach

Outrigged off handrail of FOH baffles

Bridge 1

Bridge 2

Bridge 3

On dropper to get lens approx
1m below circle rail

Circle Rail

Box front OP

Box front PS

drawing no: 3 A3
revision: 3
sheet size: A3

legend

Venue Equipment		
	1200w F	20 / 20
	1200w PC	13 / 20
	2kw F	10 / 10
	2kw PC	1 / 10
	Pacific 14-35° 80V	20 / 20
	Pacific 7.5-19°	2 / 10
	Pacific 12-28°	17 / 20
	Pacific 14-35°	10 / 10
	Pacific 23-50°	10 / 10
	P64 CP62	31 / 40
	Rush Par 2	14 / 20
	PLCYC	15 / 15
	SL BAR 620	10 / 10
	LUI Flood	10 / 10
Total		183
Accessories		
	Long Hookclamp	20 / 25
	Turtle	12 / 26
	Boom Base	6 / 8
Other Units		
	150w Flood	7 / 7
	Globe	2 / 2
	Hazer	1 / 1
Total		10

notes

4 x 3m boom pole
2 x 2m boom poles
16 x boom arms
Scaff for FOH circle dropper
Scaff for Pros poles
Scaff for LX #2a trapeze droppers

**NB: All onstage profiles have R132
All FOH profiles have R119**

information

show	Nell Gwynn
venue	ASB Waterfront Theatre
director	Colin McColl
set designer	Rachael Walker
lighting designer	Jo Kilgour
scale	date
	4 August 2017
plan	FOH LX



legend

Venue Equipment		
	1200w F	20 / 20
	1200w PC	13 / 20
	2kw F	10 / 10
	2kw PC	1 / 10
	Pacific 14-35° 80V	20 / 20
	Pacific 7.5-19°	2 / 10
	Pacific 12-28°	17 / 20
	Pacific 14-35°	10 / 10
	Pacific 23-50°	10 / 10
	P64 CP62	31 / 40
	Rush Par 2	14 / 20
	PLCYC	15 / 15
	SL BAR 620	10 / 10
	LUI Flood	10 / 10
Total		183
Accessories		
	Long Hookclamp	20 / 25
	Turtle	12 / 26
	Boom Base	6 / 8
Other Units		
	150w Flood	7 / 7
	Globe	2 / 2
	Hazer	1 / 1
Total		10

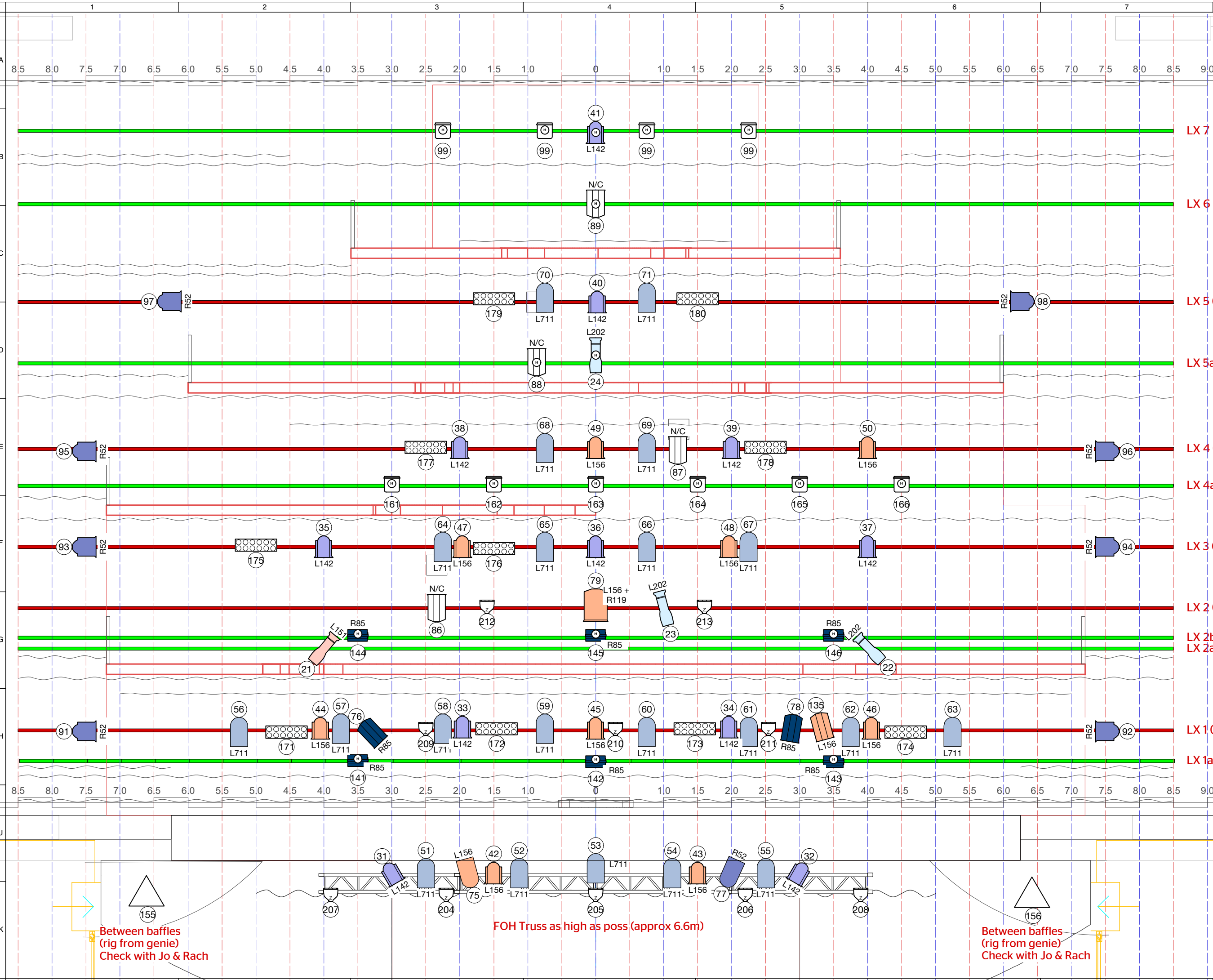

notes

4 x 3m boom pole
 2 x 2m boom poles
 16 x boom arms
 Scaff for FOH circle dropper
 Scaff for Pros poles
 Scaff for LX #2a trapeze droppers

**NB: All onstage profiles have R132
 All FOH profiles have R119**

information

show	Nell Gwynn	
venue	ASB Waterfront Theatre	
director	Colin McColl	
set designer	Rachael Walker	
lighting designer	Jo Kilgour	
scale	1:50	date
		4 August 2017
plan	ONSTAGE LX	



Between baffles (rig from genie)
 Check with Jo & Rach

FOH Truss as high as poss (approx 6.6m)

Between baffles (rig from genie)
 Check with Jo & Rach

legend

Venue Equipment		
	1200w F	20 / 20
	1200w PC	13 / 20
	2kw F	10 / 10
	2kw PC	1 / 10
	Pacific 14-35° 80V	20 / 20
	Pacific 7.5-19°	2 / 10
	Pacific 12-28°	17 / 20
	Pacific 14-35°	10 / 10
	Pacific 23-50°	10 / 10
	P64 CP62	31 / 40
	Rush Par 2	14 / 20
	PLCYC	15 / 15
	SL BAR 620	10 / 10
	LUI Flood	10 / 10
Total		183
Accessories		
	Long Hookclamp	20 / 25
	Turtle	12 / 26
	Boom Base	6 / 8
Other Units		
	150w Flood	7 / 7
	Globe	2 / 2
	Hazer	1 / 1
Total		10

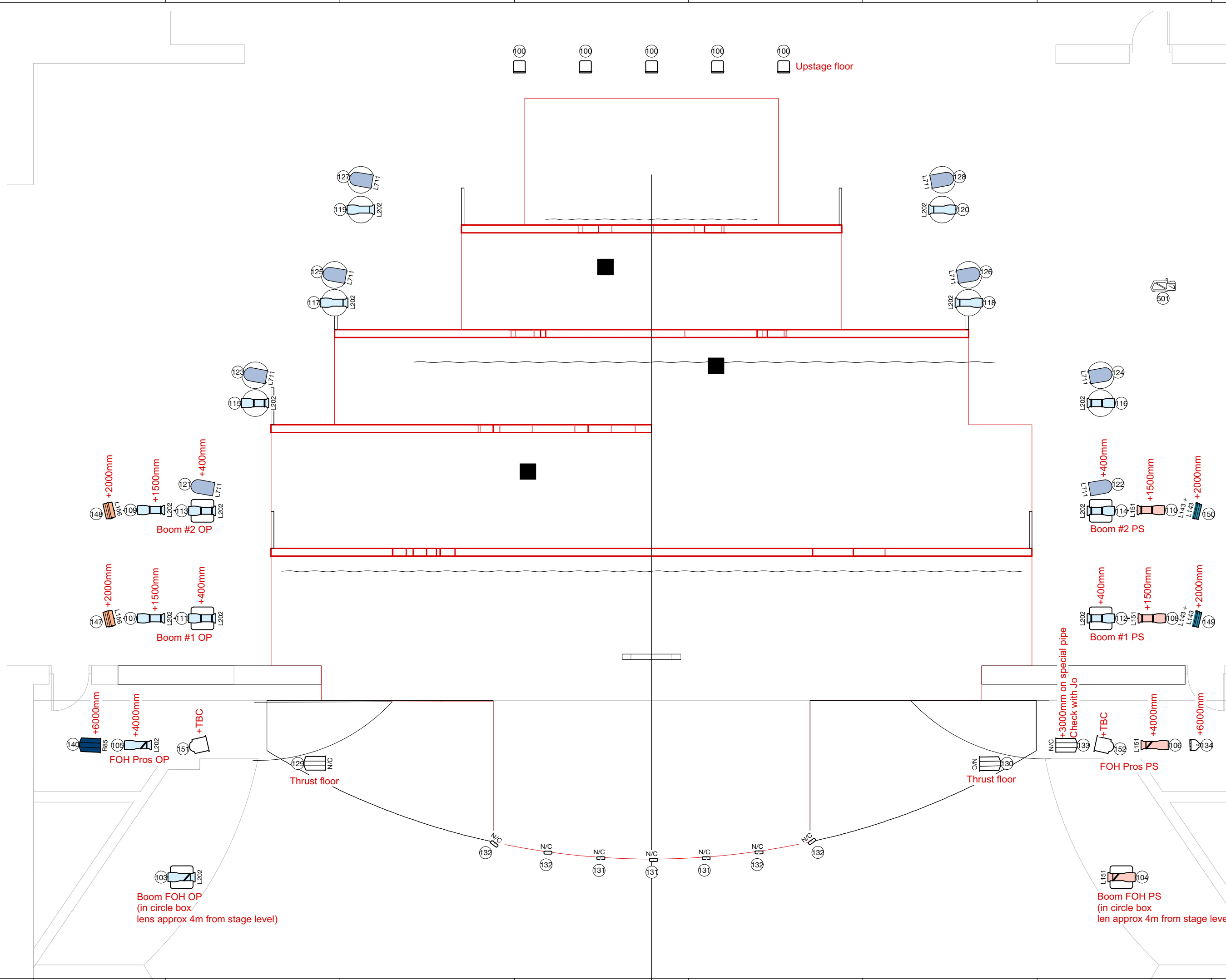
notes


4 x 3m boom pole
 2 x 2m boom poles
 16 x boom arms
 Scaff for FOH circle dropper
 Scaff for Pros poles
 Scaff for LX #2a trapeze droppers

**NB: All onstage profiles have R132
 All FOH profiles have R119**

information

show	Nell Gwynn	
venue	ASB Waterfront Theatre	
director	Colin McColl	
set designer	Rachael Walker	
lighting designer	Jo Kilgour	
scale	1:65	date 4 August 2017
plan	FLOOR LX	





information	
show	Nell Gwynn
venue	ASB Waterfront Theatre
director	Colin McColl
set designer	Rachael Walker
lighting designer	Jo Kilgour
scale	date 4 August 2017
plan	FULL PLAN
 	